


Name.....

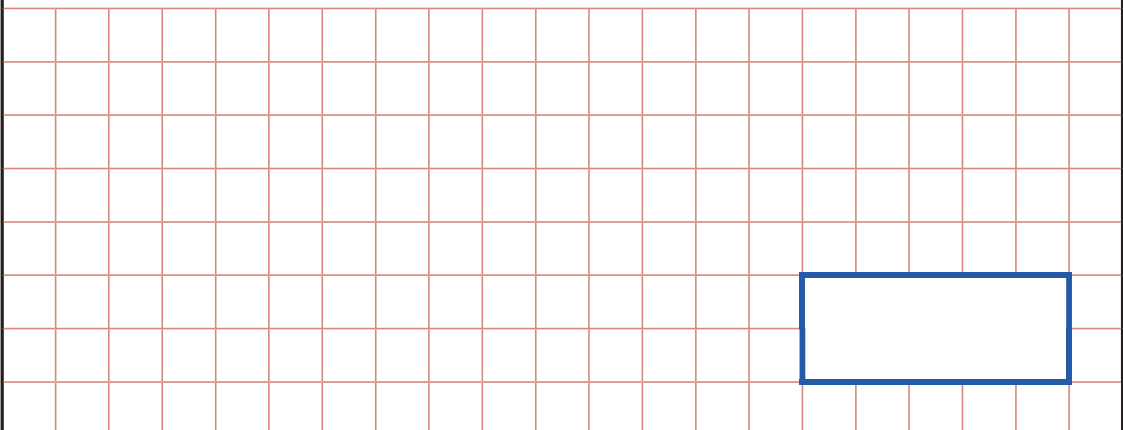
Date..... School.....


Class..... Score.....

1	$\frac{10}{12} - \frac{1}{12} =$	<input type="checkbox"/> 1 mark
[Grid area for working out]		

2	$87,431 - \boxed{} = 84,843$	<input type="checkbox"/> 1 mark
[Grid area for working out]		

3	$901 + 901 =$ 	<input data-bbox="1390 705 1469 779" type="checkbox"/> 1 mark
---	---	--

4	$120 \div 20 =$ 	<input data-bbox="1390 1328 1469 1402" type="checkbox"/> 1 mark
---	---	--

5	$6 \overline{) 1518}$ 	<input data-bbox="1390 1955 1469 2029" type="checkbox"/> 1 mark
---	---	--

Answer Sheet

Remember, (M) is written next to those questions you should have tried to solve mentally first. (W) means a written method is usually more efficient for this question.

1. $\frac{10}{12} - \frac{1}{12} = \frac{9}{12}$ *or* $\frac{2}{3}$ (M)

2. $87,431 - 2,588 = 84,843$ (W)

3. $901 + 901 = 1,802$ (M)

4. $120 \div 20 = 6$ (M)

5. $1,518 \div 6 = 253$ (W)